




















# 20. Rallye Monte Carlo Historique 2017

25. january - 1. february 2017

Targettime Min	Length 39,70 Km	Km/h	Etape ZR 7 Burzet - Le Chambon		
Distance Total km	Distance Part km	Direction	Information	Speed	Distance Rest km
0,000	0,00			<b>90</b>	39,70
0,000	0,00		<b>START ZR 7</b> 		39,70
0,223	0,22		<b>Sign "Bonne Route"</b>		39,48
0,723	0,50				38,98
0,995	0,27				38,70
1,351	0,36		 w/ Red-white paint		38,35
1,645	0,29				38,05
1,744	0,10				37,96
2,197	0,45		<b>Steel</b>  w/ Red stripe		37,50
2,607	0,41				37,09





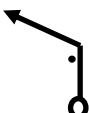






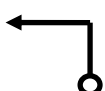







# 20. Rallye Monte Carlo Historique 2017

25. january - 1. february 2017

Targettime Min	Length 39,70 Km	Km/h	Etape ZR 7 Burzet - Le Chambon		
Distance Total km	Distance Part km	Direction	Information	Speed	Distance Rest km
11 2,716	0,11				36,98
12 2,773	0,06				36,93
13 3,289	0,52		Red stick		36,41
14 3,563	0,27				36,14
15 3,738	0,18				35,96
16 4,265	0,53		Concrete		35,43
17 4,546	0,28				35,15
18 4,726	0,18		Chapel		34,97
19 5,146	0,42		Wood		34,55
20 5,538	0,39		Concrete	w/ green paint	34,16

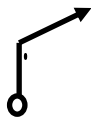




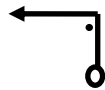





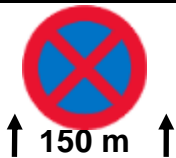
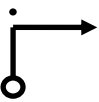

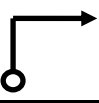


# 20. Rallye Monte Carlo Historique 2017

25. january - 1. february 2017

Targettime Min	Length 39,70 Km	Km/h	Etape ZR 7 Burzet - Le Chambon		
Distance Total km	Distance Part km	Direction	Information	Speed	Distance Rest km
21 5,824	0,29				33,88
22 5,880	0,06		 w/ green Dot		33,82
23 6,310	0,43		Red paint on rock		33,39
24 6,497	0,19				33,20
25 6,692	0,20				33,01
26 6,965	0,27		 w/ red Stripe		32,73
27 7,284	0,32				32,42
28 7,473	0,19				32,23
29 7,657	0,18		 		32,04
30 7,745	0,09		 w/ red Dot		31,95









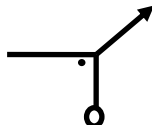








# 20. Rallye Monte Carlo Historique 2017

25. january - 1. february 2017

Targettime Min	Length 39,70 Km	Km/h	Etape ZR 7 Burzet - Le Chambon		
Distance Total km	Distance Part km	Direction	Information	Speed	Distance Rest km
31 8,342	0,60		Rock w/ Orange T		31,36
32 8,546	0,20				31,15
33 8,640	0,09				31,06
34 9,048	0,41		Rock w/ Pink paint		30,65
35 9,436	0,39				30,26
36 9,666	0,23				30,03
37 9,783	0,12				29,92
38 10,402	0,62				29,30
39 10,574	0,17				29,13
40 10,625	0,05				29,07

# 20. Rallye Monte Carlo Historique 2017

25. january - 1. february 2017

Targettime Min	Length 39,70 Km	Km/h	Etape ZR 7 Burzet - Le Chambon		
Distance Total km	Distance Part km	Direction	Information	Speed	Distance Rest km
41 10,704	0,08		Start of stone rail		29,00
42 10,958	0,25		Rock w/ Orange T		28,74
43 11,397	0,44				28,30
44 11,540	0,14				28,16
45 11,999	0,46				27,70
46 12,181	0,18		"  "		27,52
47 12,600	0,42		<div style="border: 1px solid black; padding: 5px; display: inline-block;">Col de la Baricaude Alt. 1257 m</div>		27,10
48 12,875	0,28		Wood  w/ blue sign		26,83
49 13,359	0,48				26,34
50 13,666	0,31		Wood  w/ White box on top		26,03



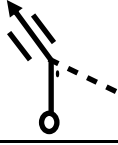






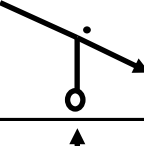

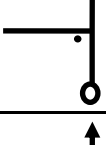





# 20. Rallye Monte Carlo Historique 2017

25. january - 1. february 2017

Targettime Min	Length 39,70 Km	Km/h	Etape ZR 7 Burzet - Le Chambon		
Distance Total km	Distance Part km	Direction	Information	Speed	Distance Rest km
51 13,951	0,29		Double wood  w/ old sign		25,75
52 14,203	0,25				25,50
53 14,651	0,45		Yellow / Green Mail box		25,05
54 15,312	0,66				24,39
55 15,501	0,19		Green Mailbox		24,20
56 15,761	0,26			<b>50</b>	23,94
57 16,301	0,54		Concrete  + Transformer		23,40
58 16,585	0,28			<b>90</b>	23,11
59 17,089	0,50		Concrete		22,61
60 17,256	0,17				22,44







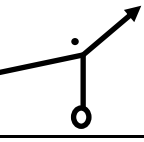




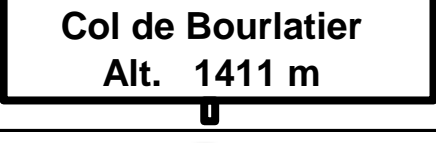






# 20. Rallye Monte Carlo Historique 2017

25. january - 1. february 2017

Targettime Min	Length 39,70 Km	Km/h	Etape ZR 7 Burzet - Le Chambon		
Distance Total km	Distance Part km	Direction	Information	Speed	Distance Rest km
61 17,398	0,14		Wood 		22,30
62 17,963	0,57		Concrete 		21,74
63 18,239	0,28				21,46
64 18,579	0,34		Wooden sign		21,12
65 18,848	0,27				20,85
66 18,994	0,15				20,71
67 19,171	0,18		Containers		20,53
68 19,780	0,61				19,92
69 20,319	0,54		Shed & Pink Stick		19,38
70 20,686	0,37				19,01

# 20. Rallye Monte Carlo Historique 2017

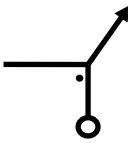
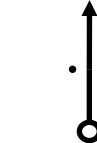
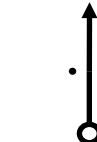





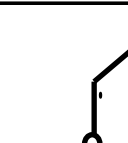



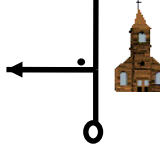


25. january - 1. february 2017

Targettime Min	Length 39,70 Km	Km/h	Etape ZR 7 Burzet - Le Chambon		
Distance Total km	Distance Part km	Direction	Information	Speed	Distance Rest km
71 20,897	0,21		Wood  w/ white Box		18,80
72 21,525	0,63				18,18
73 22,000	0,48				17,70
74 22,161	0,16				17,54
75 22,649	0,49				17,05
76 23,217	0,57				16,48
77 23,555	0,34				16,14
78 24,071	0,52		Brown sign		15,63
79 24,295	0,22		Green mail box		15,40
80 24,846	0,55				14,85



# 20. Rallye Monte Carlo Historique 2017

25. january - 1. february 2017

Targettime Min	Length 39,70 Km	Km/h	Etape ZR 7 Burzet - Le Chambon		
Distance Total km	Distance Part km	Direction	Information	Speed	Distance Rest km
81 24,906	0,06		Cross		14,79
82 25,230	0,32		Garage		14,47
83 25,527	0,30				14,17
84 26,088	0,56		Wood  w/ White Box		13,61
85 26,425	0,34				13,28
86 26,712	0,29		<b>Cascade du Ray Pic</b>		12,99
87 27,008	0,30		Big Yellow Sign		12,69
88 27,323	0,32		<b>D115 / LACHAMP-RAPHAEL</b> 	<b>50</b>	12,38
89 27,608	0,29		<b>D215 / St Martial 15</b>		12,09
90 27,946	0,34			<b>90</b>	11,75

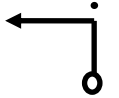





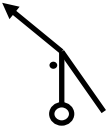





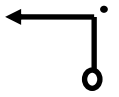




# 20. Rallye Monte Carlo Historique 2017

25. january - 1. february 2017

Targettime Min	Length 39,70 Km	Km/h	Etape ZR 7 Burzet - Le Chambon		
Distance Total km	Distance Part km	Direction	Information	Speed	Distance Rest km
91 28,312	0,37		(Bush)		11,39
92 28,723	0,41		Brown sign		10,98
93 28,975	0,25				10,73
94 29,184	0,21		Rock w/ White Paint		10,52
95 29,449	0,27		Brown sign		10,25
96 29,927	0,48				9,77
97 30,201	0,27				9,50
98 30,499	0,30		Brown sign		9,20
99 30,849	0,35		Mailbox at house		8,85
100 31,276	0,43		w / Red Hearth		8,42

# 20. Rallye Monte Carlo Historique 2017

25. january - 1. february 2017

Targettime Min	Length 39,70 Km	Km/h	Etape ZR 7 Burzet - Le Chambon		
Distance Total km	Distance Part km	Direction	Information	Speed	Distance Rest km
101 31,631	0,35		 First		8,07
102 31,884	0,25				7,82
103 32,236	0,35		 Sortie de Riverains		7,46
104 32,482	0,25				7,22
105 32,860	0,38		 + Red stick		6,84
106 33,427	0,57		 w/ red Dot		6,27
107 33,604	0,18		Red Stick		6,10
108 33,836	0,23				5,86
109 34,042	0,21		Small roadsigns on Pole with yellow top		5,66
110 34,366	0,32		Wood stick w/ Pink paint		5,33

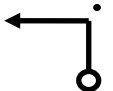

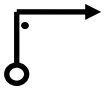



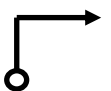
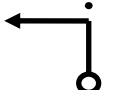



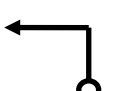







# 20. Rallye Monte Carlo Historique 2017

25. january - 1. february 2017

Targettime Min	Length 39,70 Km	Km/h	Etape ZR 7 Burzet - Le Chambon		
Distance Total km	Distance Part km	Direction	Information	Speed	Distance Rest km
111 34,807	0,44				4,89
112 35,192	0,39				4,51
113 35,317	0,13				4,38
114 35,335	0,02				4,37
115 35,465	0,13		w/ Orange dot		4,24
116 35,936	0,47				3,76
117 36,096	0,16		Container		3,60
118 36,166	0,07		w / Pink paint		3,53
119 36,570	0,40		Wood		3,13
120 36,788	0,22				2,91

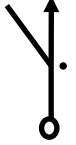


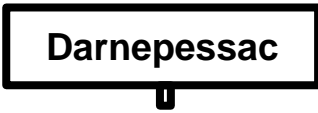










# 20. Rallye Monte Carlo Historique 2017

25. january - 1. february 2017

Targettime Min	Length 39,70 Km	Km/h	Etape ZR 7 Burzet - Le Chambon		
Distance Total km	Distance Part km	Direction	Information	Speed	Distance Rest km
121 36,950	0,16		Wood 		2,75
122 37,170	0,22		Steel 		2,53
123 37,594	0,42		 (First)		2,11
124 37,685	0,09				2,01
125 37,858	0,17		Wood 		1,84
126 38,159	0,30		 (Long curve)		1,54
127 38,350	0,19				1,35
128 38,456	0,11				1,24
129 38,593	0,14		 		1,11
130 38,696	0,10				1,00

# 20. Rallye Monte Carlo Historique 2017

25. january - 1. february 2017

Targettime Min	Length 39,70 Km	Km/h	Etape ZR 7 Burzet - Le Chambon		
Distance Total km	Distance Part km	Direction	Information	Speed	Distance Rest km
131 38,878	0,18		Double wood 		0,82
132 38,988	0,11				0,71
133 39,023	0,04		White sign		0,68
134 39,331	0,31		Concrete  (Long Curve)		0,37
135 39,497	0,17		Center of bridge		0,20
136 39,700	0,20			<b>50</b>	0,00
137 39,700	0,00		<b>FINISH ZR 7</b> 		0,00
138 39,700	0,00		240 m to next box		0,00
139 39,700	0,00				0,00
			2700 m to next box		